
OptionHacker BluePrint



Past performance is not indicative of future results.

This the ULTIMATE Guide to Trading Option Hacker:



Past performance is not indicative of future results.

Who can trade OptionHacker:

ANY SINGLE Trader can trade OptionHacker.

Most of Our Signals a trade can get in for LESS than \$100 per trade

Individual Trader to Hedge Fund Manager



Past performance is not indicative of future results.

What is OptionHacker

OptionHacker scans thousands of option orders each day to apply the same proprietary filters used by professional market makers.

The result is a series of 2-12 real-time notifications for trades placed by hedge funds, banks, and other major institutions that are the most "unusual."

Using the same technology employed by every major institutional trading desk, OptionHacker processes ultra-low latency market data to monitor all trading activity across the 12 exchanges where equity options are traded.

N

explained



Past performance is not indicative of future results.

When do Signals come on OptionHacker:

They start EVERY single morning at the Opening Bell: 9:30 AM Eastern

They run ALL Day Long until 4:00 PM Eastern



⋮
Past performance is not indicative of future results.

Where do the Signals come From?:

We use a PROPRIETARY Algorithm that Flags the BIGGEST Potential Winners and Losers based on Unusual Options Activity

Every price is the EXACT price traded from one of the 12 trading exchanges



Past performance is not indicative of future results.

Why Trade OptionHacker:

In Our Opinion, OptionHacker is the ONLY way to make MONEY as a
RETAIL Trader

Big Hedge Funds, Institutions and Funds are trading on “INSIDER
Information”

This one of the ONLY places to get these TRADES Real-Time and LIVE



WAIT BUT WHY



Past performance is not indicative of future results.

Now Lets Break down EVERY Single that Hits the Tape:

Trades Per Day: 2-10

THE **BREAKDOWN**

⋮
Past performance is not indicative of future results.

Example of OptionHacker on 11.9.2020

SWEEP DETECTED:

>> **OptionHacker Signal 1000 BP 2020-11-20 19.5 Calls \$0.347 OI=358 \$18.57 Ref**
Target #1 \$0.52,Target #2 \$0.69 (09:31:12 ET)

SWEEP DETECTED:

>> **OptionHacker Signal 1000 CYH 2020-11-20 10.5 Calls \$0.617 OI=105 \$9.66 Ref**
Target #1 \$0.93,Target #2 \$1.23 (09:48:54 ET)

>> **OptionHacker Signal 1000 M 2020-12-11 8.5 Calls \$0.56 OI=2 \$7.87 Ref**
Target #1 \$0.84,Target #2 \$1.12 (09:58:33 ET)

>> **OptionHacker Signal 1500 NTR 2020-11-27 42.0 Calls \$0.75 OI=5 \$41.20 Ref**
Target #1 \$1.12,Target #2 \$1.50 (10:09:36 ET)

>>Market Color **NTR** - I think this is the BEST Signal of the day (*Andrew Keene (AlphaShark Trading)*) [NTR 41.24 +1.45 Ref, IV=35.3% -1.2]

>> **OptionHacker Signal 1000 BAC 2020-12-11 28.0 Calls \$0.52 OI=87 \$26.75 Ref**
Target #1 \$0.78,Target #2 \$1.04 (10:13:34 ET)

>> **OptionHacker Signal 2400 AMD 2020-11-20 92.0 Calls \$0.90 OI=855 \$85.50 Ref**
Target #1 \$1.35,Target #2 \$1.80 (10:16:14 ET)

SWEEP DETECTED:

>> **OptionHacker Signal 2009 UBER 2020-11-20 49.0 Calls \$1.759 OI=0 \$48.73 Ref**
Target #1 \$2.64,Target #2 \$3.52 (10:20:41 ET)

>> **OptionHacker Signal 2498 HWM 2020-12-18 25.0 Calls \$0.75 OI=1 \$23.45 Ref**
Target #1 \$1.12,Target #2 \$1.50 (10:26:00 ET)

>>Market Color **HWM** - I LOVE this trade but wouldnt chase these (*Andrew Keene (AlphaShark Trading)*) Post-Earnings [HWM 23.45 +4.60 Ref, IV=49.0% -9.2]

SWEEP DETECTED:

>> **OptionHacker Signal 1500 INO 2020-12-18 13.0 Calls \$0.426 OI=952 \$8.51 Ref**
Target #1 \$0.64,Target #2 \$0.85 (11:06:05 ET)


>> **OptionHacker Signal 2000 SAVE 2021-01-15 22.5 Calls \$2.35 OI=1965 \$21.32 Ref**
Target #1 \$3.52,Target #2 \$4.70 (12:14:38 ET)



Past performance is not indicative of future results.

Cheat Sheet:

In our Proprietary Based Cheat Sheet, we will give you a list of sectors and companies to avoid on Option Hacker




Past performance is not indicative of future results.


Calls vs. Puts:


Calls are the right but NOT obligation to BUY stock at a certain price by a certain expiration

Puts are the right but NOT obligation to SELL stock at a certain price by a certain expiration



A diagram consisting of two horizontal black bars. Between them, the text 'CALL => PRICE' is followed by a green upward-pointing arrow. Below that, the text 'PUT => PRICE' is followed by a red downward-pointing arrow.

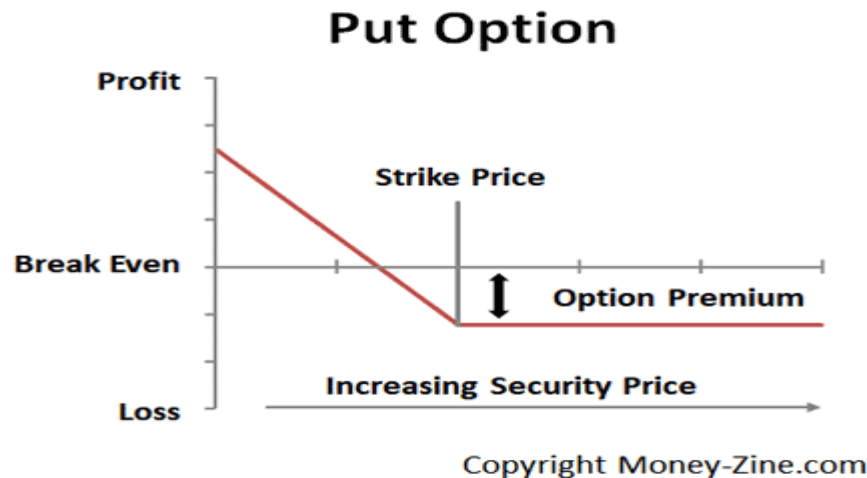
CALL \Rightarrow PRICE 

PUT \Rightarrow PRICE 

Put Options:

We have included PUTS on the Scanner, but as of 11.9.2020 we suggest NO trader takes these signals because the kind of market we are in.

If things change we will shift to taking more PUT options



ANY Option under \$.50:

These are my FAVORITE Options.

Try to get in as FAST as possible.

Targets will always be 1.5 and 2.0 times what pay for the option

So, a \$.30 option only has to go to \$.45 to make 50% Profits



Past performance is not indicative of future results.

Options \$.50-\$1.00:

These are my second favorite options

If expiration is less than 3 weeks, often time I will not take this trade.

Targets will always be 1.5 and 2.0 times what pay for the option

So, a \$.30 option only has to go to \$.45 to make 50% Profits



Past performance is not indicative of future results.

Options \$1.00-\$2.00:

This will depend on the expiration

For example, if the expiration is LESS than 5 weeks and has a Delta of 40-60 I will do a Buy Write

If Delta is less than 40, trader could do a Call Spread



Past performance is not indicative of future results.

What is a Buy Write?

>> **1368 HRTX Dec20 17.0 Calls \$1.30 ASKSIDE** [ARCA] 12:07:52.609 IV=62.4% +21.9 BOX 11 x \$0.85 - \$1.30 x 11 BOX FLOOR - OPENING Vol=1502, Delta=53%, Impact=73k/\$1.24m, Vega=\$2895 HRTX=16.95 Ref, OI=155 11/12 Thu

I would Buy 100 Shares of Stock and SELL yes SELL 1 of the HRTX Dec 17 Calls for \$1.30

If HRTX is ABOVE \$17 on expiration I will make 7.7% in 5 weeks

I will NOT close this position EARLY EVER



**Buy-Write
Covered Calls**
TD Ameritrade

⋮ Past performance is not indicative of future results.

Options \$2.00-\$3.00:

I will use these for a Bull Call Spread

>> **1000 NVTA Jan21 55.0 Calls \$2.55 ASKSIDE [MULTI]**
10:01:14.545 IV=**63.2%** +**0.6** CBOE 343 x \$2.25 - \$2.55 x 292
PHLX OPENING Vol=1051, Delta=35%, Impact=35k/\$1.65m,
Vega=\$7378 NVTA=**47.80** Ref, OI=**971** 11/12 Thu

I bought the NVTA January 15th 2021 55 Calls

I sold the NVTA January 15th 2021 60 Calls

For \$1.20 debit, I could put a GTC, good to cancel order to sell
50% at \$2.40, and hold the balance to expiration

Bull Call Spread
EXPLAINED! (w/ examples)

projectoption



Past performance is not indicative of future results.

Other Factors to Consider

How Much Stock Trades in a Day

Last X	Net Chng	Bid X	Ask X	Size	Volume	Open	High
46.0844 D	-2.2156	46.06 V	46.09 N	4 x 1	388,302,173	51.29	54.20

Trade Grid
.B200904C33 LB 100 (Weeklys) 4 SEP 20 33 CALL N/A N/A B: N/A A: N/A
B: N/A x N/A A: N/A x 0 Level II

NIO Trades 388 Million Shares in a Day, so a 5,000 lot only controls 500,000 shares,
So it is NOT that big of a TRADE



Past performance is not indicative of future results.

Other Factors to Consider

How Much Stock Trades in a Day

19	278	0	1,059	0 T	.15 X	20 NOV 20	23	2.10 X	2.30 C	0	0	66
0	43	0	1,193	0 T	.15 X	20 NOV 20	24	3.10 B	3.30 Z	0	0	36
0	32	0	768	0 J	.10 C	20 NOV 20	25	4.10 B	4.30 Z	0	0	14

I always put the Bid Size and Ask Size.

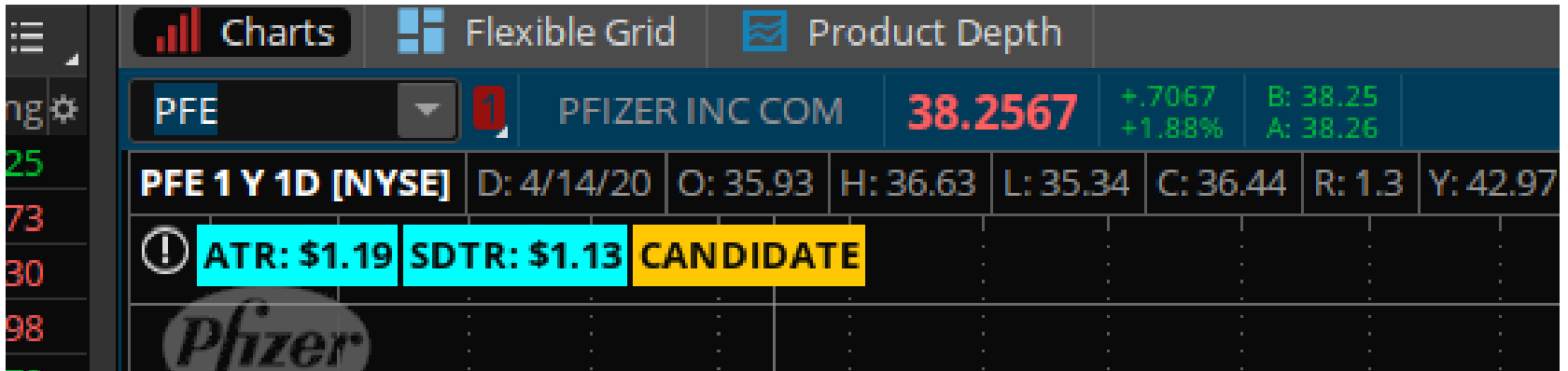
If the Ask Size is 300 plus, it will be HARD to move the offer, making it harder to make MONEY.



Past performance is not indicative of future results.

Other Factors to Consider

What is the Stock's ATR



ATR is the Stock's: Average True Range

This is how much the stock moves from high to low on average in a day.

Do NOT take stocks where ATR is less than \$.40

The Higher the ATR, the BETTER



Past performance is not indicative of future results.

Other Factors to Consider

Pre and Post Earnings

>>Unusual Volume U - 3x adv: 20.8k contracts vs 6944 adv, 52% calls, 48% of OI Post-Earnings [U 114.97 +13.22 Ref, IV=94.6% -8.5]

Pre-Earnings is HARD and trader should trade MUCH smaller.

Sometimes I avoid POST Earnings as Well



Past performance is not indicative of future results.

Whats NEXT?

For Any Questions OR to Upgrade Membership Contact US 24/7

Evan@optionhacker.com

312-261-5581

He will be waiting for you



Past performance is not indicative of future results.